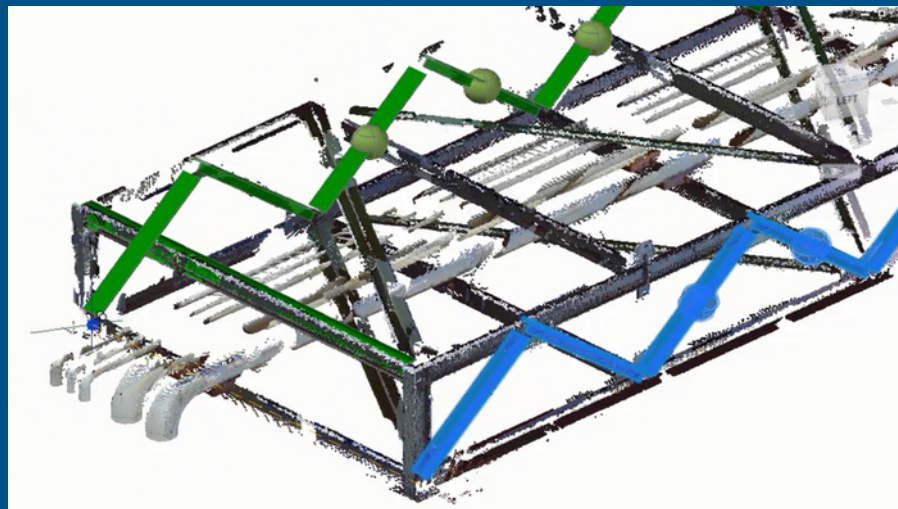


FARO®

PointSense Plant 17.0 – What's new?



Release May 2016

PointSense Plant 17.0 Compatibility

Operating systems:

- According to the system requirements of AutoCAD
Windows **10**, 8.1, 8, 7 and XP



Compatible with AutoCAD:

- Support for **AutoCAD 2017 64 bit**
- Support for all AutoCAD 2017 based Autodesk products, especially:
 - Plant 3D 2017
- Support Autodesk ReCap point cloud formats (RCS, RCP)
- Supports older versions of AutoCAD from 2013
- Earlier releases can be made available for older systems



Section Manager – Analysis Tools



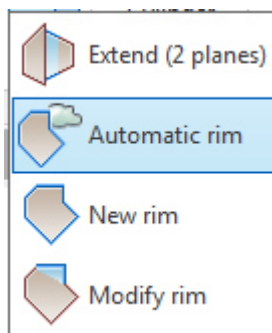
Improvements of the legend tool



- Allows to define a boundary of the elevation interval (This helps to get rounded values for the legend.)
- Now respects the drawing unit for interval ranges (Before it was always given in meters.)
- Respects the drawing unit for default text size/height
- Respects AutoCAD unit settings (type (architectural vs. decimal), precision etc.)

Improved: Automatic rim of plane

- Option "Automatic plane" now is a standard option
- Even faster: Fit a plane and find its rim at one go
- Advantage: Less clicks, saves time, especially when creating many planes after another



New FARO Design

- FARO will be visible in the appearance of the software
- kubit becomes FARO, orange becomes blue

